

Vintage Flying Museum Fort Worth, Texas



Piasecki CH-21B Workhorse “Shaky Magoo” Restoration Project

Introducing CH-21B 53-4324



53 -4324 in Brazil (Top photo on the right)

53 -4324 Arrives at VFM (Bottom Photo)

Our Goal

- Restore and preserve this historic rotorcraft for indoor static display (1st time in 40 years!)
- Educate the public on the helicopter's role and the role of her flight and ground crews:
 - Display boards
 - Videos
 - Cockpit tours
 - Static display at Meacham Airport Open House

Vintage Flying Museum

- Located at Fort Worth, Texas's Meacham Field
- Housed in a Historic 200'x200' WWII B-29 Maintenance Hangar
- 25+ Historic Aircraft in our Collection, Spanning World War I through Desert Storm
- 501(c)(3) Non-Profit Organization

A Learning Museum

- Aviation Career Education (ACE) Camp for Kids Ages 12-18
- FAA Aviation Maintenance Technician (AMT) and WINGS Seminars (Mechanics and Pilots)
- Take Flight Days for School Groups



A Working Museum

- Visitors See Restoration and Regular Maintenance in Progress
- Many Aircraft on Display Fly Regularly



Home to Several Non-Profits



The History of “Shaky Magoo”

- 20 Dec 1955 : Manufactured by Piasecki Helicopters, Morton PA and delivered to USAF
- Dec 1955: To Middletown Air Materiel Area, Olmstead AFB PA
- Apr 1956: To 6615th Air Transport (Medium) Squadron (Northeast Air Command), Goose AB Labrador. (DEW Line duty)
- Sep 1956: To 22nd Helicopter Squadron (NEAC), Goose AB
- Feb 1960: To San Bernardino Air Materiel Command, Norton AFB, CA
- Jul 1960: To 2848th Air Base Wing (Air Materiel Command), Norton AFB, CA (SAR Duty)
- May 1961: To 1376th Consolidated Maintenance Squadron (Military Air Transport Command), Turner AFB GA. (Photo Mapping duty) Crew Chief Jim Kinter names it “Shaky Magoo”.

The History of “Shaky Magoo”

- Jun 1963: To 4500th Air Base Wing (Tactical Air Command), Langley AFB VA
- Dec 1966: To AF Air Proving Ground Center (AF Systems Command), Eglin AFB FL
- Nov 1967: To AF Air Development Test Center (AFSC), Eglin AFB
- Oct 1969: Dropped from inventory by transfer to museum program (via the Navy)
- 1970: To Pate Museum of Transportation Cresson, Texas (displayed outside)
- 2011: Pate Museum of Transportation closes its doors – Shaky Magoo is orphaned
- Nov 2012: VFM learns that Shaky Magoo is in storage and available
- Dec 2012: VFM makes official request to Navy to have it placed on loan
- Jan 2013: Navy approves loan request and CH-21B 54-4324 “Shaky Magoo” arrives at its new home at the Vintage Flying Museum!

Restoring “Shaky Magoo”

What we are starting with?

Restoring “Shaky Magoo”

- This is how we first found Shaky Magoo
- Rotorheads had been removed for road transportation
- Corrosion repair and prevention required
- Minor sheetmetal repairs necessary



Restoring “Shaky Magoo”

- Replace interior insulation padding
- Clean/restore cockpit



Restoring “Shaky Magoo”

- Replace or rebuild all rotor blades
- Reinstall Rotor Heads



Restoring “Shaky Magoo”

- Replace all tires
- Replace broken LH chin bubble



Restoring “Shaky Magoo”

What we will accomplish

Restoring “Shaky Magoo”

- Clean interior and exterior
- Replace all tires
- Replace broken plexiglas
- Restore cockpit instrument/control panels
- Replace pilot seat cushions
- Replace interior wall covering
- Repair all sheetmetal damage/corrosion
- Restore all 6 rotor blades
- Repaint in 1963 Arctic paint scheme
- Install video monitor to show history of the CH-21 and those who flew and maintained them

Restoring “Shaky Magoo”



Artists conception of Shaky Magoo flying over Albany, GA, 1963

- Repaint in 1963 paint scheme

How Can You Help?

You can play an important role in the restoration and preservation of this historic rotorcraft!

Sponsorships are tax deductible!

Become a Sponsor

- 5 Sponsorship Levels
- Sponsorships available for individual, corporate, in-kind and/or in memory of a loved one

Sponsor a Part

- Sponsor a tire, a rotor blade, chin bubble, paint job, etc.
- Sponsor as much or as little as you like!

Sponsorship Levels

★ Individual Sponsor: \$36.00

- ★ Your name on display next to “Shaky Magoo”
- ★ VFM Individual Membership,
- ★ Free admission for 1 year
- ★ VFM Decal,
- ★ Quarterly Wingtips Newsletter
- ★ 10% Discount on PX purchases

★ Family Sponsor: \$45.00

- ★ All Individual Sponsorship benefits
- ★ VFM Family Membership
- ★ Free admission for 1 year for 1 adult, spouse and children (under 18) living in the same household, or grand parents and their grand children (under 18) (Limit 4 family members total)

★ Restoration Sponsor: \$250.00








- ★ All Individual Sponsorship benefits
- ★ Free admission for 2 years for 1 adult, spouse and children (under 18) living in the same household, or grand parents and their grand children (under 18) (Limit 4 family members total)
- ★ Invitations to special events
- ★ 5 One-time use guest passes

Sponsorship Levels

- ✪ Corporate Sponsor: \$500.00
 - ✪ All Individual Sponsorship benefits
 - ✪ Free admission for 3 years for 1 adult, spouse and children (under 18) living in the same household, or grand parents and their grand children (under 18) (Limit 4 family members total)
 - ✪ Invitations to special events
 - ✪ 8 One-time use guest passes
- ✪ Lifetime Sponsor: \$1000.00
 - ✪ All Individual Sponsorship benefits
 - ✪ Free admission for life
 - ✪ Your name/company name on plaque
 - ✪ Invitations to special events
 - ✪ 12 One-time use guest passes
 - ✪ Reserved table at the annual Big Band Hangar Dance

Sponsorship Levels

Part Sponsor:

-  Tires: \$50.00 each (3)
-  Chin Bubble: \$ 3000.00 (estimated)
-  Cockpit cleaning and restoration: \$500.00
-  Rotor Blade restoration (6 total): \$200.00 each
-  Repainting of entire helicopter: \$25,000.00 (estimated)
-  General Supplies (rags, lube, cleaners, etc): \$25.00
-  Hardware (screws, nuts, bolts, etc.): \$25.00

Becoming a Sponsor

- Visit www.vintageflyingmuseum.org and click the PayPal link on the left side of the home page
 - Enter the amount you wish to sponsor
 - Enter “CH-21B” in the comment block and part name if sponsoring a particular part

OR

- Mail a check to the Vintage Flying Museum at:
 - P.O. Box 820099
Fort Worth, TX 76182
Attention: CH-21B
 - Write “CH-21B” on the memo line of the check and part name if sponsoring a particular part





**THANK YOU
FOR YOUR
GENEROUS
SUPPORT!**

